

# Boxer


Fully equipped, complete series to vacuum pack many different food products of all shapes and dimensions. Boxer table-top models ensure an easy and secure vacuum packaging process. With the unique possibility to store your settings in the 10-program memory, standard on every Boxer table-top model.

# Boxer



“Nothing comes close to the reliability and ease of use of Henkelman’s Boxer series.”

## BOXER 35



**PUMP CAPACITY** 16 m<sup>3</sup>/h  
**MACHINE CYCLE** 15-35 sec  
**CHAMBER DIMENSIONS**  
370 x 350 x 150 mm  
**MACHINE DIMENSIONS**  
550 x 450 x 405 mm  
**SEAL BAR** 350 mm  
**WEIGHT** 52 kg  
**VOLTAGE** 230V-1-50Hz  
**POWER** 0,55 kW

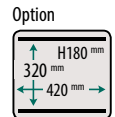

### STANDARD

TIME CONTROL, DOUBLE/CUT-OFF/  
WIDE SEAL (8 MM), SOFT AIR

### OPTIONS

SENSOR CONTROL,  
LIQUID CONTROL, ACS,  
GAS FLUSH, 1-2 CUT-OFF SEAL

## BOXER 42



Optional: ACS  
with label printer

**PUMP CAPACITY** 21 m<sup>3</sup>/h  
**MACHINE CYCLE** 15-35 sec  
**CHAMBER DIMENSIONS**  
370 x 420 x 180 mm  
**MACHINE DIMENSIONS**  
530 x 490 x 440 mm  
**SEAL BAR** 420 mm  
**WEIGHT** 64 kg  
**VOLTAGE** 230V-1-50Hz  
**POWER** 0,75 - 1,0 kW

### STANDARD

TIME CONTROL, DOUBLE/CUT-OFF/  
WIDE SEAL (8 MM), SOFT AIR

### OPTIONS

SENSOR CONTROL, LIQUID  
CONTROL, ACS, GAS FLUSH,  
1-2 CUT-OFF SEAL, 2ND SEAL BAR

The machine dimensions listed refer to the usable space in the vacuum chamber (length x width x height).  
The chamber dimensions listed refer to length x width x height. Other voltages available. Textual and printing errors reserved.

# Boxer



## BOXER 42XL

Standard



Option



**PUMP CAPACITY** 21 m<sup>3</sup>/h  
**MACHINE CYCLE** 15-35 sec  
**CHAMBER DIMENSIONS**  
 460 x 420 x 180 mm  
**MACHINE DIMENSIONS**  
 615 x 490 x 440 mm  
**SEAL BAR** 420 mm  
**WEIGHT** 72 kg  
**VOLTAGE** 230V-1-50Hz  
**POWER** 0,75 - 1,0 kW

### STANDARD

TIME CONTROL, DOUBLE/CUT-OFF/  
 WIDE SEAL (8 MM), SOFT AIR

### OPTIONS

SENSOR CONTROL, LIQUID  
 CONTROL, ACS, GAS FLUSH,  
 1-2 CUT-OFF SEAL, 2ND SEAL BAR

## BOXER 42XL BI-ACTIVE

Standard



**PUMP CAPACITY** 21 m<sup>3</sup>/h  
**MACHINE CYCLE** 15-35 sec  
**CHAMBER DIMENSIONS**  
 460 x 420 x 120 mm  
**MACHINE DIMENSIONS**  
 620 x 490 x 450 mm  
**SEAL BAR** 420 mm  
**WEIGHT** 72 kg  
**VOLTAGE** 230V-1-50Hz  
**POWER** 0,75 - 1,0 kW

### STANDARD

TIME CONTROL, BI-ACTIVE SEAL,  
 SOFT AIR

### OPTIONS

SENSOR CONTROL, LIQUID  
 CONTROL, GAS FLUSH, ACS, ESD  
 (ONLY FOR NON-FOOD)

## BOXER 52/62

B52 Standard



B62 Standard



With ACS

**PUMP CAPACITY** 21 m<sup>3</sup>/h  
**MACHINE CYCLE** 15-35 sec  
**CHAMBER DIMENSIONS**  
 410 x 520 x 180 mm (B52)  
 360 x 620 x 180 mm (B62)  
**MACHINE DIMENSIONS**  
 530 x 700 x 440 mm  
**SEAL BAR** 410 mm (B52),  
 620 mm (B62)  
**WEIGHT** 81 kg  
**VOLTAGE** 230V-1-50Hz  
**POWER** 0,75 - 1,0 kW

### STANDARD

TIME CONTROL, DOUBLE/CUT-OFF/  
 WIDE SEAL (8 MM), SOFT AIR

### OPTIONS

SENSOR CONTROL, LIQUID  
 CONTROL, ACS, GAS FLUSH,  
 1-2 CUT-OFF SEAL

The machine dimensions listed refer to length x width x height. Other voltages available. Textual and printing errors reserved.

